



Reed Contact Magnetic Sensors Ø 18



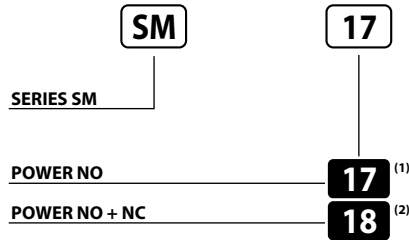
REED CONTACT MAGNETIC PROXIMITY SENSORS

- Metal housing
- 2 mS delay on activation
- 2 m integral cable
- Choice of magnet targets

SM Series

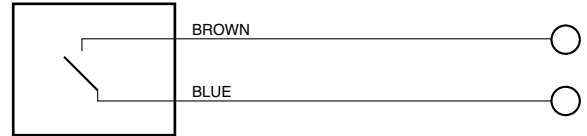


Identification code

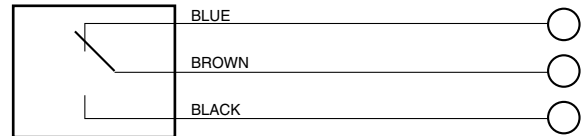


Wiring diagrams

NO CONTACT



NO + NC CONTACT

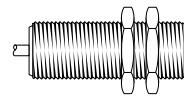


MAX. VOLTAGE	230 V AC
MAX. CURRENT	0.5 A
POWER	10 W/VA
SWITCHING FREQUENCY	200 Hz
DELAY ON ACTIVATION	2 mS
REPEATABILITY	± 0.3 mm
TEMPERATURE LIMITS	-25 ÷ +70°C
PROTECTION DEGREE	IP 67
CABLE LENGTH	2m
CABLE SECTION	3 x 0.50 mm ²
HOUSING MATERIAL	Nickel-plated brass

(1) Power: 100W; I=3A
 (2) Power: 60W; I=3A

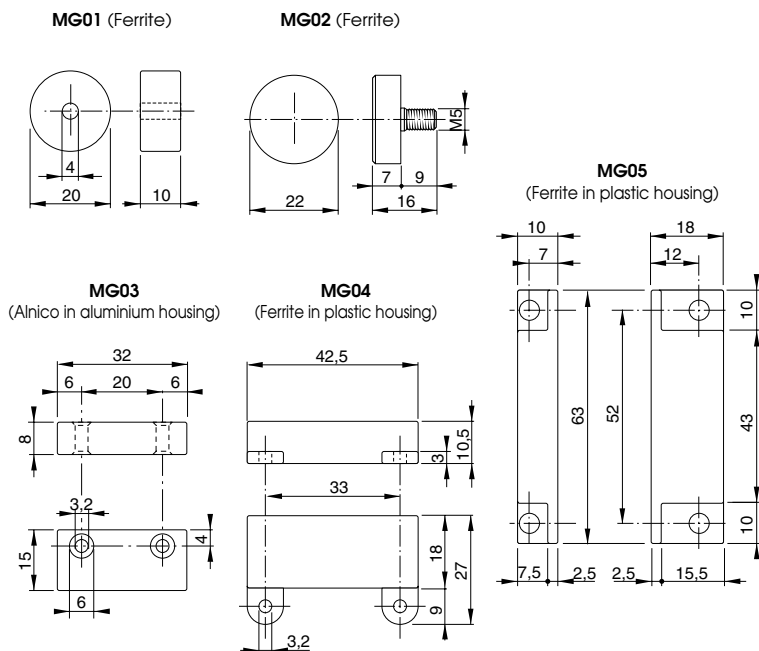
Reed contact sensor / magnet switching distance (mm)

DIAMETER 18
 Distance Hysteresis



Distance	Hysteresis	Magnet Target
12	7	MG01
10	6	MG02
-	-	MG03
22	9	MG04
20	9	MG05

Magnets dimensions (mm)



WARNING: The data specified in this table have an approximate value because they depend on the magnet position, on the material on which it is applied (ferromagnetic or not) and because they are related to the magnet during the frontal approach. Reed contact sensors can be also activated laterally considering that switching distances are always influenced by the magnet position and orientation besides the material on which it is applied (ferromagnetic or not).

Dimensions (mm)

