



Amplified Inductive Sensors Ø 18



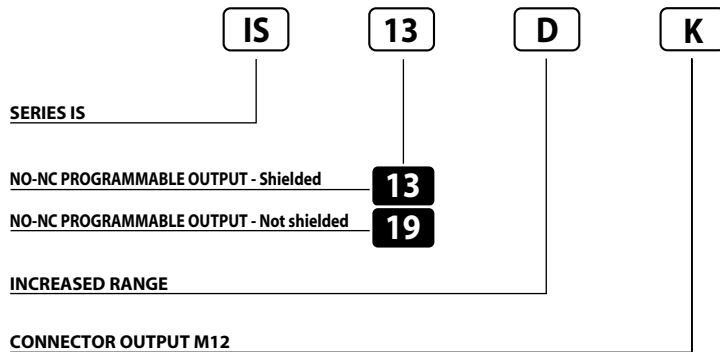
AMPLIFIED INDUCTIVE SENSORS INCREASED RANGE 10÷30 V DC 2 WIRES NO-NC PROGRAM. OUTPUT

- Two-wire sensors
- Increased range, shielded, not shielded
- 10 to 30 VDC
- Range, 8 mm to 14 mm
- NO or NC select
- Cable or M12 quick connect models
- Nickel plated brass

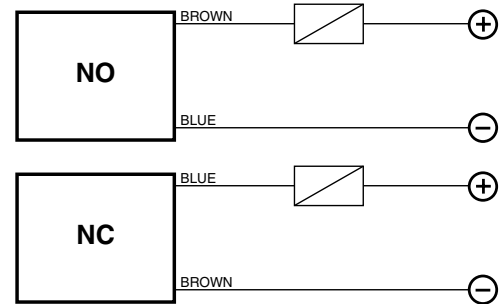
IS Series



Identification code

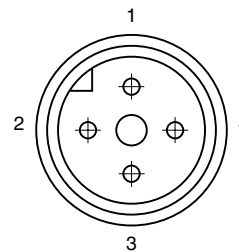


Wiring diagrams



WARNING: The load can be indifferently connected in series to the blue wire or to the brown wire to simulate NPN or PNP functioning logic.

Connection with connector M12 (K)



View of quadrupole male connector

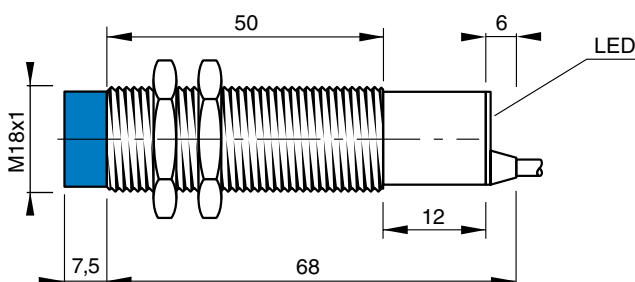
CONTACTS CONFIGURATION

Available	Contacts numbers			
	1	2	3	4
NO	+		-	
NC	-		+	

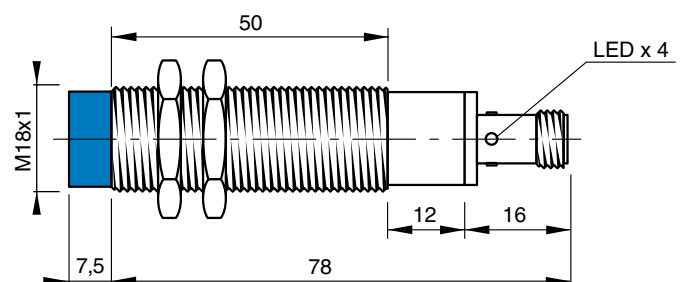
	SHIELDED	NOT SHIELDED
NOMINAL SWITCHING DISTANCE (S _n)	8 mm	14 mm
NOMINAL VOLTAGE	10 ÷ 30 VDC (-15 / +10%)	
RESIDUAL RIPPLE	≤ 10%	
HYSTERESIS	< 10%	
MAX. OUTPUT CURRENT	100 mA	
MIN. OUTPUT CURRENT	> 1,6 mA	
RESIDUAL CURRENT	< 1,6 mA	
VOLTAGE DROP	< 6,5 V (I = 100 mA)	
OPERATION LED	Yellow	
SWITCHING FREQUENCY	400 Hz	
START UP DELAY	≤ 50 mS	
REPEATABILITY	≤ 3%	
SHORT CIRCUIT PROTECTION	Present (self-resetting)	
ELECTRIC PROTECTIONS	Against polarity reversal - inductive loads	
TEMPERATURE LIMITS	- 25 ÷ +70 °C	
PROTECTION DEGREE	IP 67	
CABLE LENGTH	2 m	
CABLE SECTION	2 x 0.25 mm ²	
HOUSING MATERIAL	Nickel-plated brass	
WEIGHT - Cable output -	145 g	
WEIGHT - K connector output -	95 g	

Dimensions (mm)

CONFIGURATION WITH CABLE



CONFIGURATION WITH CONNECTOR K



Note: The front part in blue refers to not shielded models

INCREASED RANGE